

Total Fit Concept in Implant Prosthodontics

Prof. Vygandas Rutkūnas

Apr
10
THU

Transcend
Dental Education
Huntsville, AL

More and more digital tools are being used for individual procedures in implant therapy, creating many frustrations. The accuracy of separate techniques is often investigated, but information is lacking on how to effectively integrate all the different tools and techniques into one unified workflow that addresses both surgical and prosthetic aspects. Obtaining 3D and 2D diagnostic digital images is very important for creating a “digital patient” and for treatment planning. Implant position planning should consider the features of the implant system and prosthetic components, as this can largely determine the success of immediate loading and the final prostheses. Specific features of the R2Gate planning software can be utilized for this purpose. Proper strategies for digital impressions and bite registrations should be selected for the fabrication of the final prostheses. Face scanners and jaw tracking devices can also be employed. Challenges that arise with complex and full-arch cases can be efficiently addressed using intraoral scanners by applying innovative techniques. Model-free, 3D printed, or plaster control model strategies can be implemented in practice. Accurate digital registrations and communication with the lab are essential to produce a “totally fitting” prosthesis that meets multiple criteria, including passive fit, occlusion, proximal contact, emergence profile, shade, and material. Therefore, the final restoration should be delivered without try-in appointments and should function reliably without technical and biological complications. This lecture will cover the Total Fit Workflow (TFW) concept, which helps to increase the efficiency of the digital workflow in implant prosthodontics by using the implant system.

Learning Objectives:

- Discover strategies that increase the alignment accuracy of 2D and 3D images.
- Learn how to plan implant positions for immediate and delayed cases based on the features of the Blue Diamond implant system and prosthetic components.
- Get to know techniques for immediate and early loading with temporary and final prostheses.
- Learn various digital impression, bite registration, and face data acquisition techniques for single to full-arch cases.
- Understand other sources of errors in the digital workflow that could contribute to error propagation.
- Learn IOS strategies that could substitute photogrammetry.
- Learn how to control and evaluate the various types of misfits that could significantly compromise your workflow.
- Discover how to minimize the number of lab and clinical steps to reduce chair time.

ABOUT THE PRESENTERS



Prof. Vygandas Rutkūnas

DDS, PhD, Dipl. Prosthodontist

Dr. Vygandas Rutkunas is a leading expert in prosthodontics and digital dentistry, with an extensive academic background including a PhD from Tokyo Medical and Dental University. He is a Full Professor at Vilnius University and has held key leadership roles such as past President of the Lithuanian Society of Prosthodontics and the European Prosthodontic Association. Dr. Rutkunas is also the founder of ProDentum, a clinic specializing in implantology and prosthodontics, where he focuses on integrating cutting-edge digital workflows in dental practice. An accomplished author and researcher, he has published numerous articles and textbooks that advance the field, making him a sought-after speaker at national and international seminars. Join us for an insightful seminar led by Dr. Rutkunas, where he will share his expertise and innovative approaches in modern dentistry.

COURSE DETAILS

Lecture

Education Method: Lecture

Credit Hours : 2.5 CEU

AGD Code : 610 Fixed Prosthodontics

CE Provider : MINEC America

REGISTRATION

www.minecamerica.com



LECTURE

COURSE SCHEDULE

5:45pm - 6:30pm Registration with food & refreshments

6:30pm - 9:00pm Lecture

TUITION

Complimentary

*Registration is required prior to the start of the event.

CANCELLATION POLICY

While this event is free to attend, we kindly ask that you notify us in advance if you are unable to participate. This allows us to accommodate others who may be on the waiting list. Please submit any cancellations at least 2 days before the event to help us manage attendance effectively.

INQUIRY

Brodie Burt

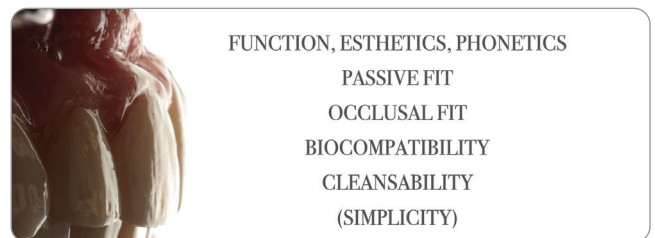
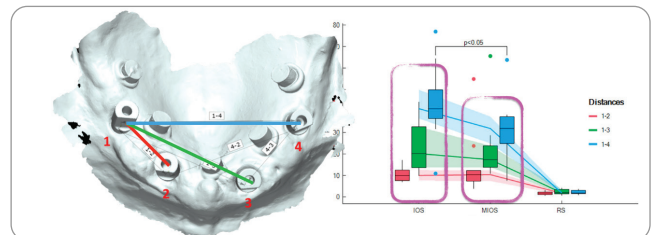
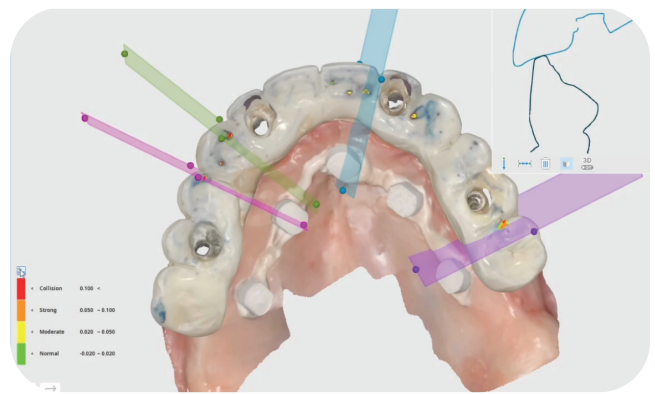
+1 (205)-882-0774

brodie.burt@megagenamerica.com

VENUE INFORMATION

Transcend Dental Education

4949 Century St NW Huntsville, Alabama 35816



REGISTRATION

www.minecamerica.com

